

FREE  
SAMPLE

# ALPHABETIMALS™




## MIXED ACTIVITIES #1

Uppercase Letters

# PRINTABLE ALPHABET ACTIVITIES





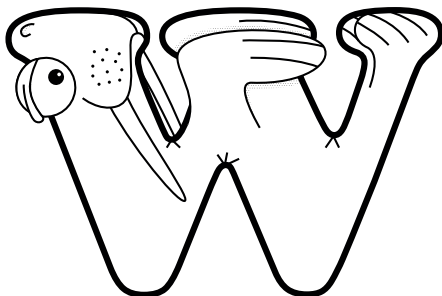


Download the full version at [TeachersPayTeachers.com/Store/Alphabetimals](https://www.teacherspayteachers.com/Store/Alphabetimals)



The mischievous Alphabet Alien is up to his tricks again – turning animals into Alphabetimals by freezing them into the first letter of their name. Albert needs your help finding all the frozen Alphabetimals and stopping the alien before he causes any more trouble!


# MATCH THE LETTER

Draw a line between each Alphabetimal and its letter. Then circle the letter A.






# CONNECT THE DOTS

Connect the dots to reveal the hidden "B" Alphabetimal.



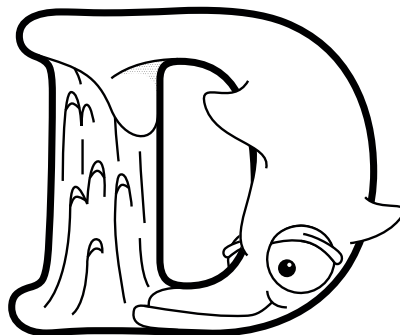





# PICK THE PATH

Help Albert find the Alphabetimal that starts with the letter C.





# STARTS WITH...

Color all the Alphabetimals that start with the letter D.




A hand-drawn maze with a vertical path on the left and a horizontal path on the right, meeting in the center. The maze is composed of black lines on a white background. There is an arrow pointing right at the top right entrance and an arrow pointing left at the bottom right entrance.



# COLOR BY NUMBER

Color the "F" Alphabetimal using the color key.



1 = Pink

3 = Red


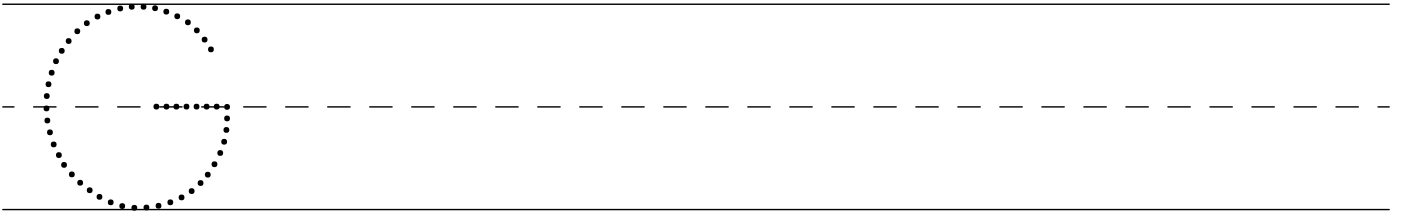
2 = Peach

4 = Blue







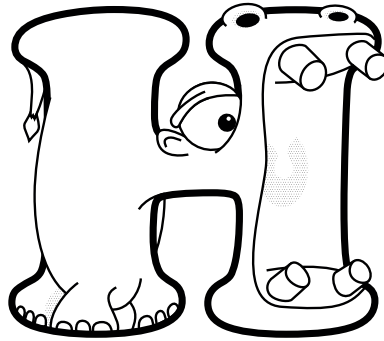
# WRITING PRACTICE

Practice writing the letter G.



# COLOR THE SAME

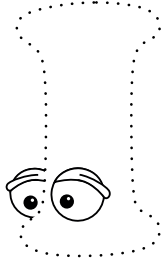
Color all the big animals. Then circle the one that starts with H.



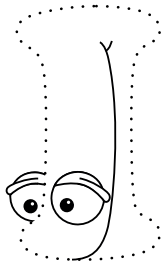
# LEARN TO DRAW

Follow the steps to learn how to draw an "I" Alphabetimal.

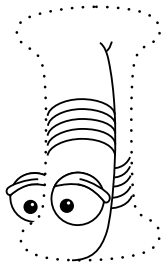
1.



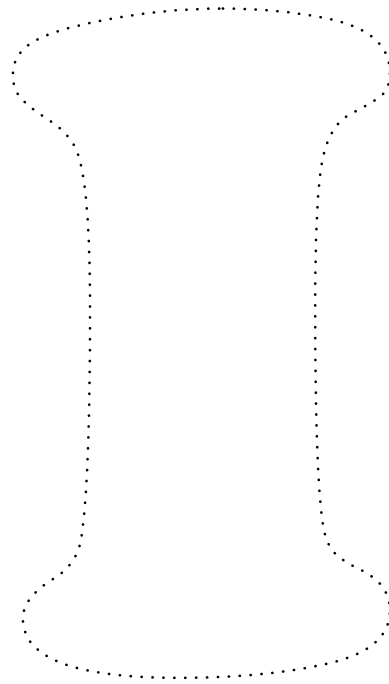
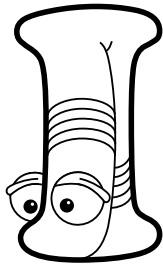
2.



3.




4.



# CREATE YOUR OWN


Add lines to create your own "J" Alphabetimal.




TIP: Add some eyes to get started!

# ALPHABETIMALS™


## Printable Alphabet Activity Worksheets




26+ Mixed Activities Worksheets




26 Letter Shaped Mazes Worksheets




26 Letter Tracing & Coloring Worksheets



26 Letter Matching Mazes Worksheets



26 Starting Letter Sound Worksheets



26 Letter Shape Matching Worksheets

Download them now at  
[TeachersPayTeachers.com/Store/Alphabetimals](https://www.teacherspayteachers.com/Store/Alphabetimals)  
 or  
[Etsy.com/Shop/AlphabetimalsShop](https://www.etsy.com/Shop/AlphabetimalsShop)